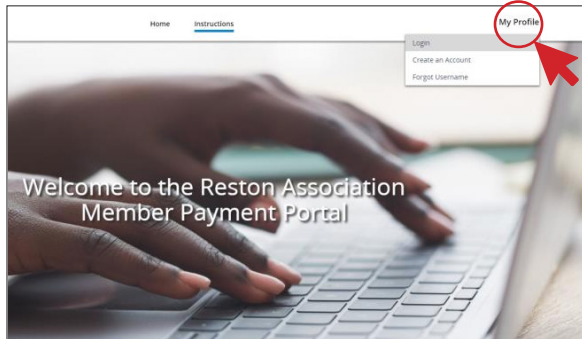


# How to Pay your Annual Assessment

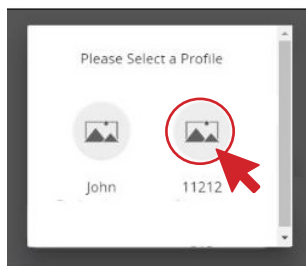
## Summary:

In this section, you will learn how to pay the annual assessment within the online member portal. Access the member portal by entering <https://reston.users.membersuite.com/home> in your web browser.

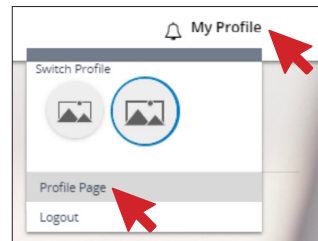


Profile Icon

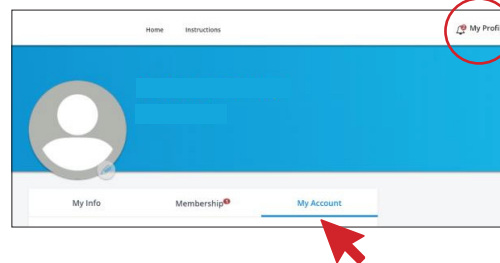
1. Access the member portal by entering <https://reston.users.membersuite.com/home>. Next, use the profile dropdown and select Login. Login using your username/password.



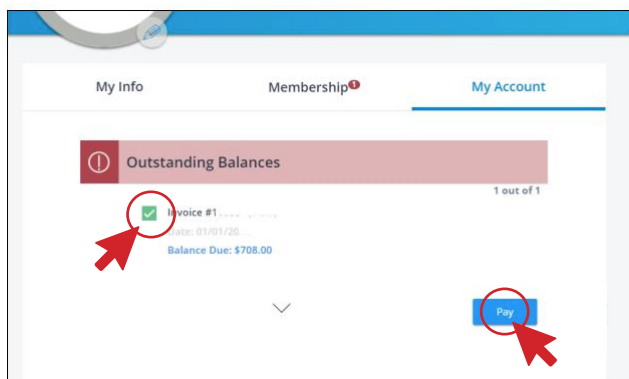
2. Upon successful login, select the property profile associated with the household.



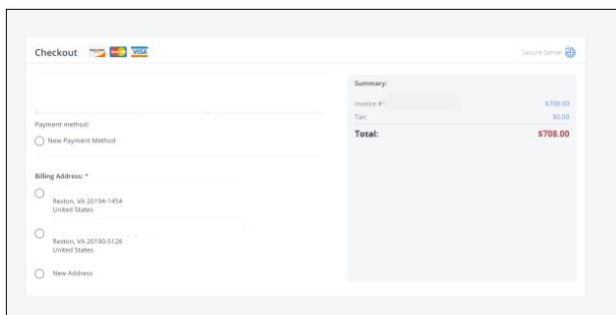
3. After selecting your property profile, click **My Profile** in the upper right corner, then select **Profile Page**.



4. On the next screen, select the tab labeled **My Account** to access outstanding dues.



5. Use the radio button to select your invoice(s) and select **Pay**.



6. Select your payment method and billing address to complete the checkout process. Acceptable payment methods are ACH or credit card.